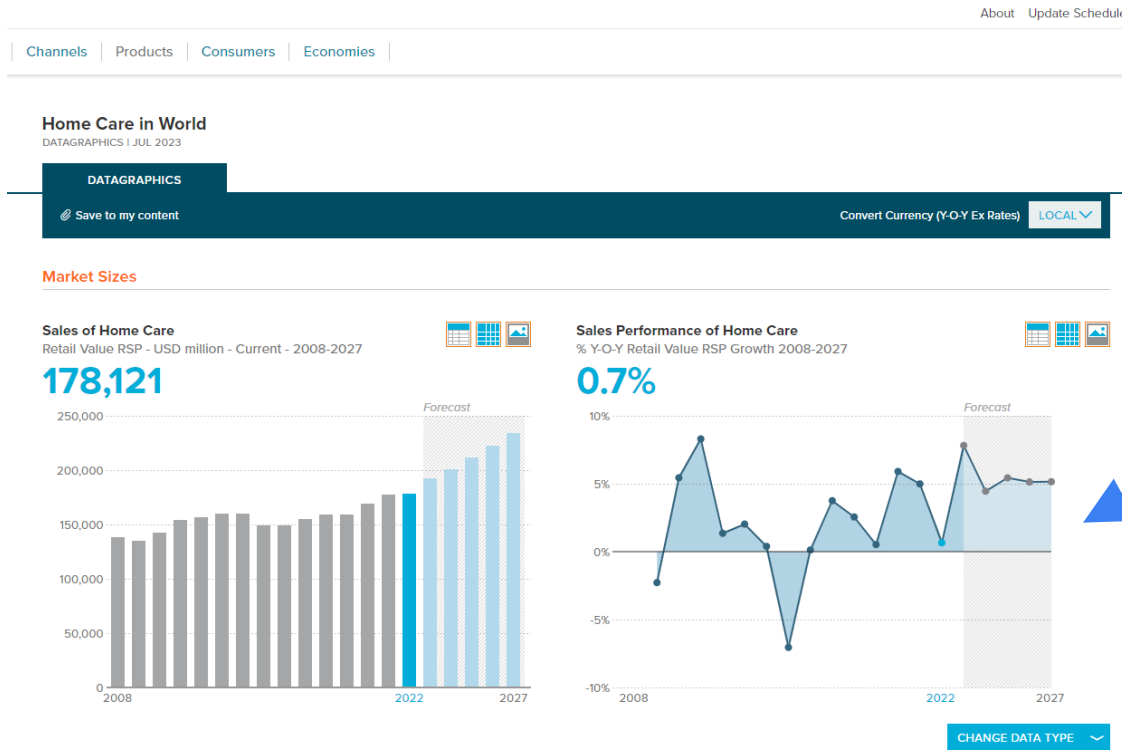
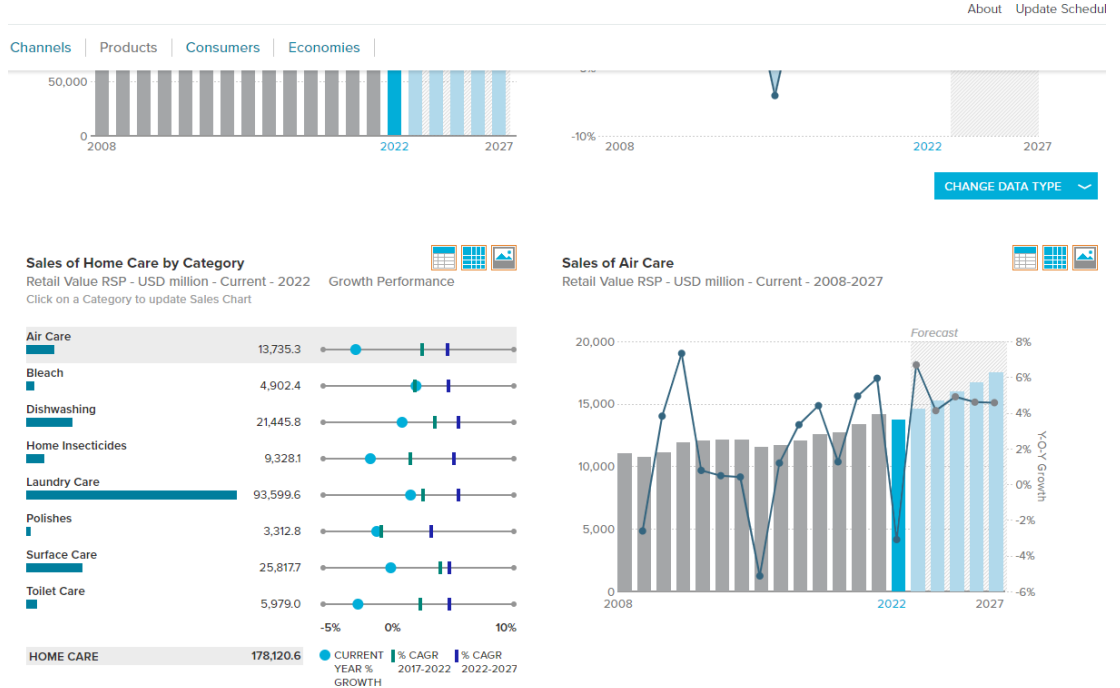
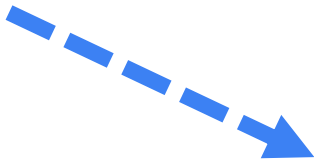


The existing tool: Euromonitor International Limited 2024



- Hypothetical example:
- A team is researching Home Care products globally.
- The existing tool displays the sales performance over the past decade and forecasts the performance until 2027.

- Hypothetical example: continued
- This projection is based on specific indicators. If these indicators are addressed, they can contribute to improved performance.





- Suggested improvement

- The team could improve their decision-making process by allowing real-time multi-user access to a tool that enables addressing indicators with multiple scenarios shared and analyzed by team members.



Diagram source:

https://neo4j.com/product/neo4j-graph-database/?utm_source=bing&utm_medium=PaidSearch&utm_campaign=GDB&utm_content=AMS-X-SEM-Category-Owning-Evergreen-Search&utm_term=cloud%20database%20management%20systems&msclkid=c640b3a7291218885e55d673bf9d5a00